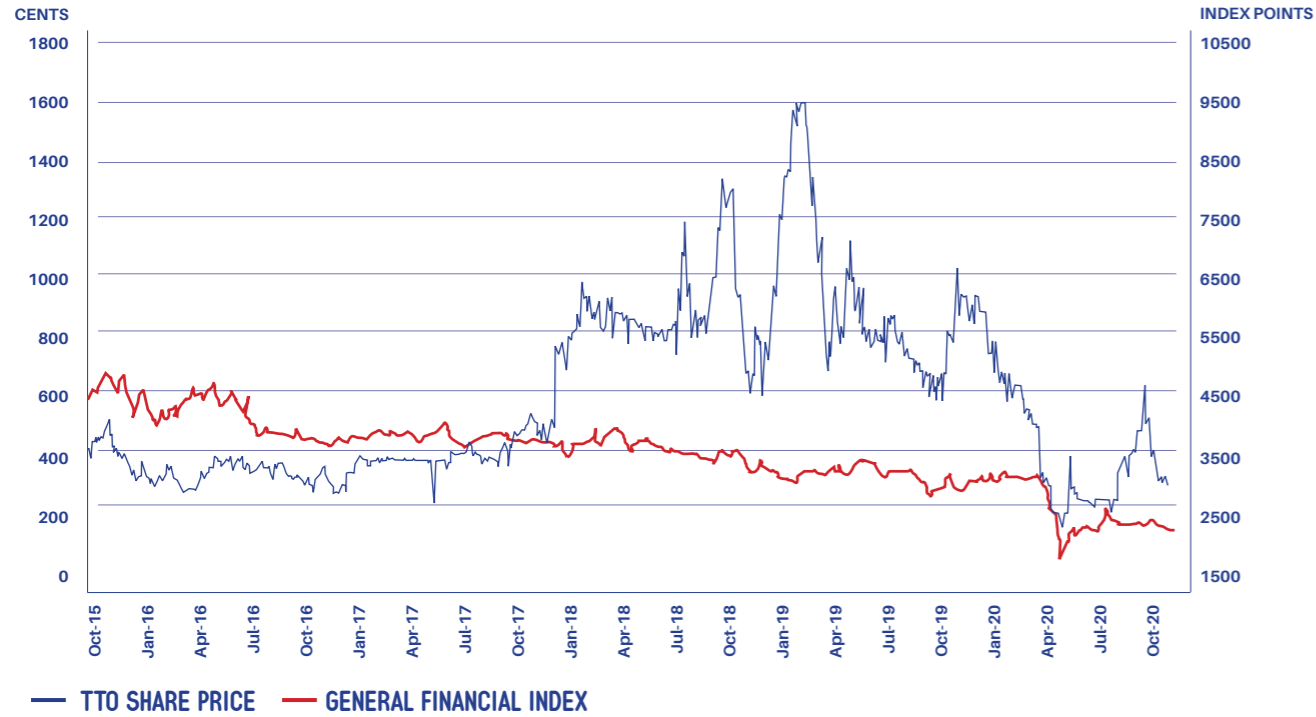


SHAREHOLDERS' INFORMATION

TRUSTCO SHARE PERFORMANCE



ANALYSIS OF SHAREHOLDING (AS AT 30 SEPTEMBER 2020)

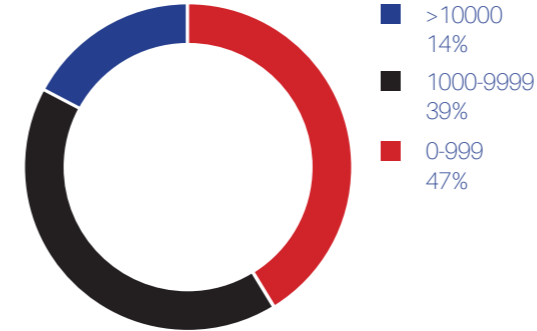
SHAREHOLDING	SHAREHOLDERS	SHAREHOLDER %	SHARES	SHAREHOLDING %
0-999	1 734	47.27	681 354	0.04
1000-1999	695	18.95	858 991	0.05
2000-2999	238	6.49	554 155	0.04
3000-3999	91	2.48	290 493	0.02
4000-4999	42	1.15	181 824	0.01
5000-5999	158	4.31	811 215	0.05
6000-6999	63	1.72	402 633	0.03
7000-7999	67	1.83	496 461	0.03
8000-8999	40	1.09	327 645	0.02
9000-9999	14	0.38	132 856	0.01
> 10000	526	14.34	1 565 500 307	99.70
GRAND TOTAL	3 668	100.00	1 570 237 934	100.00

* Total issued shares at 30 Sep 2020 - 1 616 038 581
 * Treasury shares issued shares at 30 Sep 2020 - 45 800 647
 * Shares calculated net of treasury shares at 30 Sep 2020 - 1 570 237 934

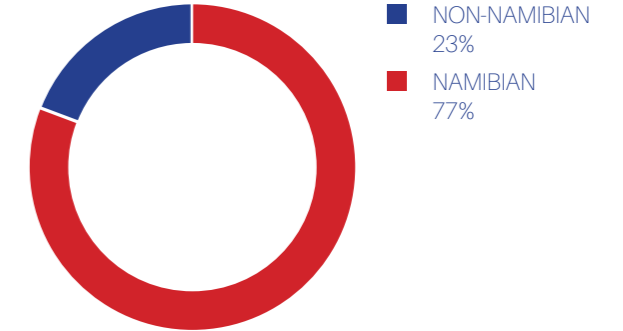
COUNTRY	SHAREHOLDERS	SHAREHOLDER %	SHARES	SHAREHOLDING %
NAMIBIAN	2 830	77.15	1 047 575 454	66.71
NON-NAMIBIAN	838	22.85	522 662 480	33.29
GRAND TOTAL	3 668	100.00	1 570 237 934	100.00

* Total issued shares at 30 Sep 2020 - 1 616 038 581
 * Treasury shares issued shares at 30 Sep 2020 - 45 800 647
 * Shares calculated net of treasury shares at 30 Sep 2020 - 1 570 237 934

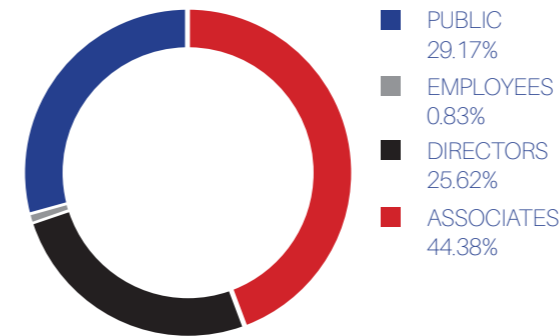
SHAREHOLDING



SHAREHOLDERS



SHARES



DISTRIBUTION OF SHARES (AS AT 30 SEPTEMBER 2020)

CATEGORY	SHAREHOLDERS	SHAREHOLDER %	SHARES	SHAREHOLDING %
CORPORATE	63	1.72	1 131 839 161	72.08
INDIVIDUAL	3 583	97.68	437 003 985	27.83
TRUST	22	0.60	1 394 788	0.09
GRAND TOTAL	3 668	100.00	1 570 237 934	100.00

NATURE	SHAREHOLDERS	SHAREHOLDER %	SHARES	SHAREHOLDING %
ASSOCIATE	5	0.14	696 934 149	44.38
DIRECTOR	14	0.38	402 330 605	25.62
EMPLOYEE	431	11.75	12 961 292	0.83
PUBLIC	3 218	87.73	458 011 888	29.17
GRAND TOTAL	3 668	100.00	1 570 237 934	100.00

SHAREHOLDERS' INFORMATION

LARGE SHAREHOLDERS (AS AT 31 MARCH 2019)

NAME	DIRECT SHAREHOLDING	INDIRECT SHAREHOLDING	SHAREHOLDING %
VAN ROOYEN, QUINTON	392 554 120	85 062 606	51.37
PERSHING LLC	339 264 269	-	36.49
- RISKOWITZ VALUE FUND	-	212 301 314	-
- ITHUBA INVESTMENTS	-	126 962 955	-
SNOWBALL WEALTH (PTY) LTD	30 577 183	-	3.29
MIDBROOK LANE (PTY) LTD	12 431 539	-	1.34
CONSTANTIA INSURANCE COMPANY LTD	10 216 591	-	1.10
GOVERNMENT EMPLOYEES PENSION FUND PUBLIC	-	-	-
INVESTMENT CORPORATION	6 191 195	-	0.67
CHOU LEO CHIH HAO	3 000 000	-	0.32
STD NAMIBIA CAPRICORN ASSET MANAGEMENT	2 850 000	-	0.31
ETOFA CORPORATION (PTY) LTD	2 656 250	-	0.29
BNYMSANV AS AGENT/CLIENTS	-	-	-
BT G MAIN ACC 10 PERCENT WHT 1	2 432 531	-	0.26
GRAND TOTAL	802 173 678	887 236 284	95.43

* Total issued shares as at 31 March 2019 – 974 265 619
 * Treasury shares as at 31 March 2019 – 44 586 350
 * Shares calculated net of treasury shares – 929 679 269

LARGE SHAREHOLDERS (AS AT 30 SEPTEMBER 2020)

NAME	DIRECT SHAREHOLDING	INDIRECT SHAREHOLDING	TOTAL SHAREHOLDING	TOTAL SHAREHOLDING %
VAN ROOYEN, QUINTON	307 137 454	696 862 606	1 004 000 060	63.94
PERSHING LLC	340 301 835	-	340 301 835	21.67
- RISKOWITZ VALUE FUND	-	213 429 696	-	-
- ITHUBA INVESTMENTS	-	126 872 139	-	-
GERMINATE SL LTD	85 416 666	-	85 416 666	5.44
SNOWBALL WEALTH (PTY) LTD	30 583 770	-	30 583 770	1.95
CONSTANTIA INSURANCE COMPANY LTD	8 151 152	-	8 151 152	0.52
MIDBROOK LANE (PTY) LTD	12 415 530	-	12 415 530	0.79
GOVERNMENT EMPLOYEES PENSION FUND PUBLIC INVESTMENT CORPORATION	5 461 236	-	5 461 236	0.35
SAXO BANK AS - CLIENT ASSETS	5 372 346	-	5 372 346	0.34
GRAND TOTAL	794 839 989	696 862 606	1 491 702 595	95.00

* Total issued shares at 30 Sep 2020 - 1 616 038 581
 * Treasury shares issued shares at 30 Sep 2020 - 45 800 647
 * Shares calculated net of treasury shares at 30 Sep 2020 - 1 570 237 934

DIRECTORS' INTEREST (AS AT 31 MARCH 2019)

NAME	SUM OF SHAREHOLDING 31 MARCH 2019	SHAREHOLDING %
ABRAHAMS, FLOORS JACOBUS	1 340 407	0.14
BRAND, ANNETTE	53 106	0.01
CALITZ, ILANA	161 792	0.02
GEYSER, WINTON JOHN	108 898	0.01
HEATHCOTE, RAYMOND	1 354 802	0.15
JANSE VAN RENSBURG, ELMARIE	740 000	0.08
JOUBERT, JAN SEBASTIAN CILLIERS	785 972	0.08
JACOBS, JOACHIM JOHANNES	158 747	0.02
LAMBERT, ADRIANA	215 016	0.02
SLABBERT, THOMAS JOHAN	406 301	0.04
TALJAARD, RENIER JACOBUS	34 617	0.00
VAN ROOYEN, QUINTON	477 616 726	51.37
WELDON, LANA (INDIRECT)	25 400	0.00
GRAND TOTAL	483 001 784	51.94

* Total issued shares as at 31 March 2019 – 974 265 619
 * Treasury shares as at 31 March 2019 – 44 586 350
 * Shares calculated net of treasury shares – 929 679 269

DIRECTORS' INTEREST (AS AT 30 SEPTEMBER 2020)

NAME	DIRECT SHAREHOLDING	INDIRECT SHAREHOLDING	TOTAL SHAREHOLDING	TOTAL SHAREHOLDING %
ABRAHAMS, FLOORS JACOBUS	2 451 518	-	2 451 518	0.16
BRAND, ANNETTE	60 476	-	60 476	0.00
CALITZ, ILANA	165 202	-	165 202	0.01
ERASMUS, MARCO	1 225 926	-	1 225 926	0.08
GEYSER, WINTON JOHN	116 088	-	116 088	0.01
HEATHCOTE, RAYMOND	1 354 802	-	1 354 802	0.09
JANSE VAN RENSBURG, ELMARIE	1 851 111	-	1 851 111	0.12
JOUBERT, JAN SEBASTIAN CILLIERS	1 915 602	-	1 915 602	0.12
KAMARA, IBRAHIM SORIE	-	85 416 666	85 416 666	5.44
LAMBERT, ADRIANA	194 873	-	194 873	0.01
SLABBERT, THOMAS JOHAN (RESIGNED)	396 301	-	396 301	0.03
TALJAARD, RENIER JACOBUS	37 501	-	37 501	0.00
VAN DEN HEEVER, JANENE	7 085	-	7 085	0.00
VAN ROOYEN, QUINTON	307 137 454	696 862 606	1 004 000 060	63.94
WELDON, LANA (RESIGNED)	-	25 400	25 400	0.00
GRAND TOTAL	316 913 939	782 304 672	1 099 218 611	70.00

* Total issued shares at 30 Sep 2020 - 1 616 038 581
 * Treasury shares issued shares at 30 Sep 2020 - 45 800 647
 * Shares calculated net of treasury shares at 30 Sep 2020 - 1 570 237 934