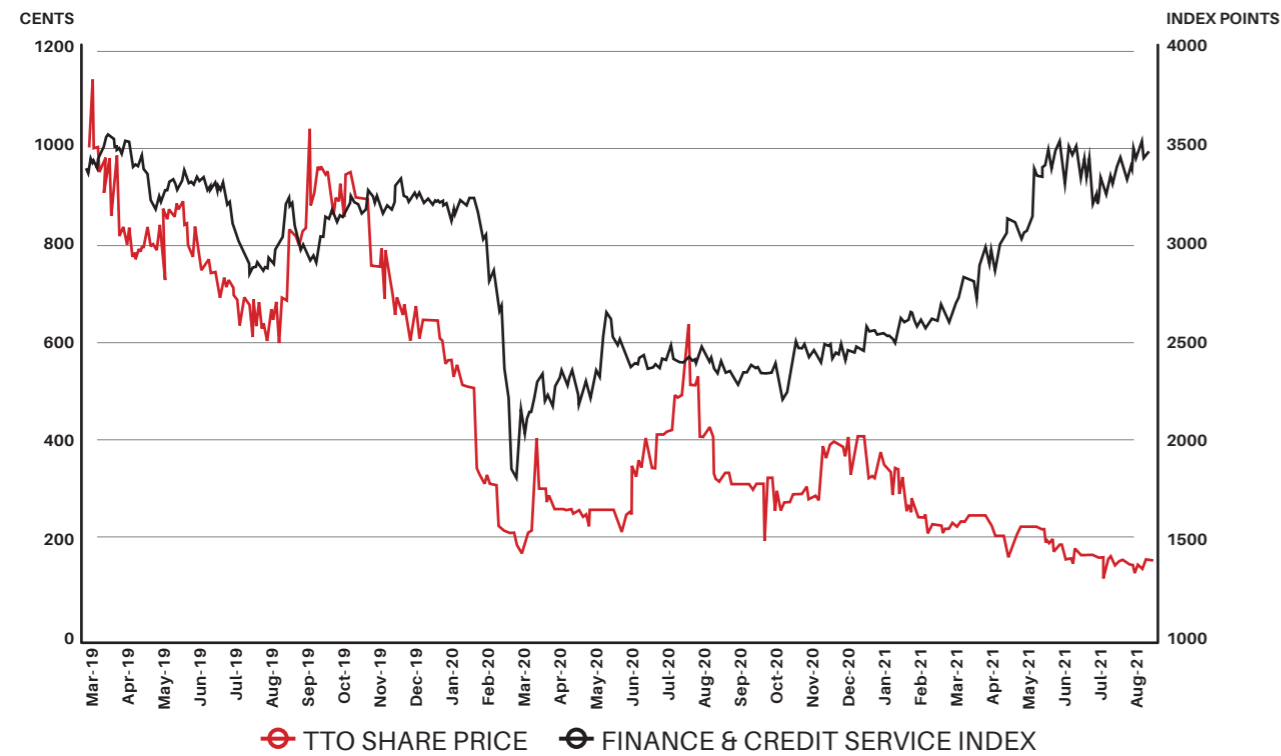


SHAREHOLDERS' INFORMATION

TRUSTCO SHARE PERFORMANCE



ANALYSIS OF SHAREHOLDING (AS AT 31 AUGUST 2021)

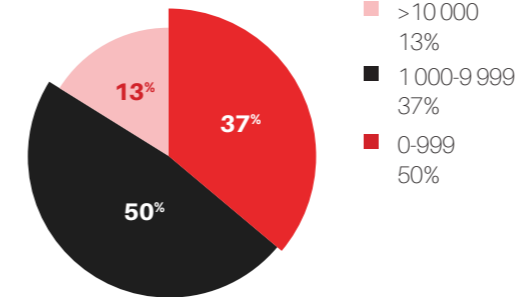
SHAREHOLDING	SHAREHOLDERS	SHAREHOLDER %	SHARES	SHAREHOLDING %
0-999	1 844	49.53%	689 440	0.04%
1000-1999	694	18.64%	860 828	0.05%
2000-2999	238	6.39%	553 666	0.04%
3000-3999	92	2.47%	297 021	0.02%
4000-4999	50	1.34%	218 362	0.01%
5000-5999	147	3.95%	750 507	0.05%
6000-6999	63	1.69%	402 787	0.03%
7000-7999	59	1.59%	437 742	0.03%
8000-8999	41	1.10%	337 691	0.02%
9000-9999	10	0.27%	95 000	0.01%
>10000	485	13.03%	1 564 875 399	99.70%
GRAND TOTAL	3 723	100.00%	1 569 518 443	100.00%

* Total issued shares as at 31 August 2021 - 1 616 038 581
 * Treasury shares as at 31 August 2021 - 46 520 138
 * Shares calculated net of treasury shares as at 31 August 2021 - 1 569 518 443

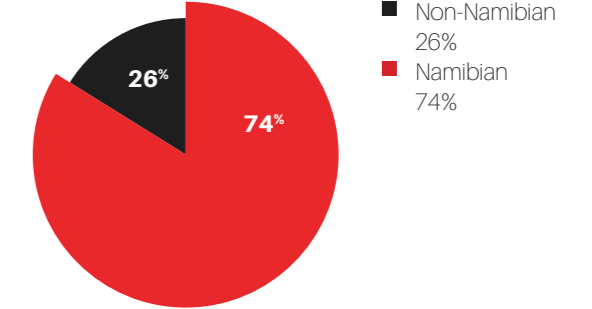
COUNTRY	NUMBER OF SHAREHOLDERS	SHAREHOLDER %	SHARES	SHAREHOLDING %
NAMIBIAN	2 760	74.13%	883 747 220	56.31%
NON-NAMIBIAN	963	25.87%	685 771 223	43.69%
GRAND TOTAL	3 723	100.00%	1 569 518 443	100.00%

* Total issued shares as at 31 August 2021 - 1 616 038 581
 * Treasury shares as at 31 August 2021 - 46 520 138
 * Shares calculated net of treasury shares as at 31 August 2021 - 1 569 518 443

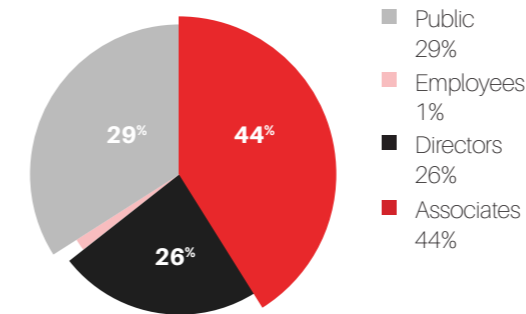
SHAREHOLDING



SHAREHOLDERS



SHARES



DISTRIBUTION OF SHARES (AS AT 31 AUGUST 2021)

CATEGORY	SHAREHOLDERS	SHAREHOLDER %	SHARES	SHAREHOLDING %
CORPORATE	60	1.61%	1 136 535 978	72.41%
INDIVIDUAL	3 642	97.82%	431 595 621	27.50%
TRUST	21	0.57%	1 386 844	0.09%
GRAND TOTAL	3 723	100.00%	1 569 518 443	100.00%

NATURE	SHAREHOLDERS	SHAREHOLDER %	SHARES	SHAREHOLDING %
ASSOCIATE	3	0.08%	696 862 606	44.40%
DIRECTOR	14	0.38%	402 019 063	25.61%
EMPLOYEE	370	9.94%	13 645 493	0.87%
PUBLIC	3 336	89.60%	456 991 281	29.12%
GRAND TOTAL	3 723	100.00%	1 569 518 443	100.00%

SHAREHOLDERS' INFORMATION (CONTINUED)

LARGE SHAREHOLDERS (AS AT 30 SEPTEMBER 2020)

NAME	DIRECT SHAREHOLDING	INDIRECT SHAREHOLDING	TOTAL SHAREHOLDING	TOTAL SHAREHOLDING %
VAN ROOYEN, QUINTON	307 137 454	696 862 606	1 004 000 060	63.94
PERSHING LLC	340 301 835	-	340 301 835	21.67
- RISKOWITZ VALUE FUND	-	213 429 696		
- ITHUBA INVESTMENTS	-	126 872 139		
GERMINATE SL LTD	85 416 666		85 416 666	5.44
SNOWBALL WEALTH (PTY) LTD	30 583 770		30 583 770	1.95
CONSTANTIA INSURANCE COMPANY LTD	8 151 152		8 151 152	0.52
MIDBROOK LANE (PTY) LTD	12 415 530		12 415 530	0.79
GOVERNMENT EMPLOYEES PENSION FUND PUBLIC INVESTMENT CORPORATION	5 461 236		5 461 236	0.35
SAXO BANK AS - CLIENT ASSETS	5 372 346		5 372 346	0.34
GRAND TOTAL	794 839 989	696 862 606	1 491 702 595	95.00

* Total issued shares as at 30 September 2020 - 1 616 038 581
 * Treasury shares as at 30 September 2020 - 45 800 647
 * Shares calculated net of treasury shares as at 30 September 2020 - 1 570 237 934

LARGE SHAREHOLDERS (AS AT 31 AUGUST 2021)

NAME	DIRECT SHAREHOLDING	INDIRECT SHAREHOLDING	TOTAL SHAREHOLDING	TOTAL SHAREHOLDING %
VAN ROOYEN, QUINTON	307 137 454	696 862 606	1 004 000 060	63.97
PROTEA ASSET MANAGEMENT LLC	339 525 604			21.64
- RISKOWITZ VALUE FUND		212 935 148	212 935 148	
- ITHUBA INVESTMENTS		126 590 456	126 590 456	
GERMINATE SL LTD	85 416 666		85 416 666	5.44
CONSTANTIA INSURANCE COMPANY LIMITED	44 856 616		44 856 616	2.86
MIDBROOK LANE PROPRIETARY LIMITED	6 205 000		6 205 000	0.40
SAXO BANK AS - CLIENT ASSETS	6 015 305		6 015 305	0.39
GOVERNMENT EMPLOYEES PENSION FUND PUBLIC INVESTMENT CORPORATION	5 461 236		5 461 236	0.35
CITICLIENT NOMINEES NO 8 NY GW	5 343 021		5 343 021	0.34
SEAFWELL INVESTMENTS CC	5 006 088		5 006 088	0.32
GRAND TOTAL	804 966 990	696 862 606	1 501 829 596	95.71

* Total issued shares as at 31 August 2021 - 1 616 038 581
 * Treasury shares as at 31 August 2021 - 46 520 138
 * Shares calculated net of treasury shares as at 31 August 2021 - 1 569 518 443

DIRECTORS' INTEREST (AS AT 30 SEPTEMBER 2020)

NAME	DIRECT SHAREHOLDING	INDIRECT SHAREHOLDING	TOTAL SHAREHOLDING	TOTAL SHAREHOLDING %
ABRAHAMS, FLOORS JACOBUS	2 451 518	-	2 451 518	0.16
BRAND, ANNETTE	60 476	-	60 476	0.00
CALITZ, ILANA	165 202	-	165 202	0.01
ERASMUS, MARCO	1 225 926	-	1 225 926	0.08
GEYSER, WINTON JOHN	116 088	-	116 088	0.01
HEATHCOTE, RAYMOND	1 354 802	-	1 354 802	0.09
JANSE VAN RENSBURG, ELMARIE	1 851 111	-	1 851 111	0.12
JOUBERT, JAN SEBASTIAN CILLIERS	1 915 602	-	1 915 602	0.12
KAMARA, IBRAHIM SORIE	-	85 416 666	85 416 666	5.44
LAMBERT, ADRIANA	194 873	-	194 873	0.01
SLABBERT, THOMAS JOHAN (RESIGNED)	396 301	-	396 301	0.03
TALJAARD, RENIER JACOBUS	37 501	-	37 501	0.00
VAN DEN HEEVER, JANENE	7 085	-	7 085	0.00
VAN ROOYEN, QUINTON	307 137 454	696 862 606	1 004 000 060	63.94
WELDON, LANA (RESIGNED)	-	25 400	25 400	0.00
GRAND TOTAL	3 169 133 939	782 304 672	1 099 218 611	70.01

* Total issued shares as at 30 September 2020 - 1 616 038 581
 * Treasury shares as at 30 September 2020 - 45 800 647
 * Shares calculated net of treasury shares as at 30 September 2020 - 1 570 237 934

DIRECTORS' INTEREST (AS AT 31 AUGUST 2021)

NAME	DIRECT SHAREHOLDING	INDIRECT SHAREHOLDING	TOTAL SHAREHOLDING	TOTAL SHAREHOLDING %
ABRAHAMS, FLOORS JACOBUS	2 451 518		2 451 518	0.16
BRAND, ANNETTE	60 476		60 476	0.00
CALITZ, ILANA	165 462		165 462	0.01
ERASMUS, MARCO	1 225 926		1 225 926	0.08
GEYSER, WINTON JOHN	124 415		124 415	0.01
HEATHCOTE, RAYMOND	1 354 802		1 354 802	0.09
JANSE VAN RENSBURG, ELMARIE	1 852 546		1 852 546	0.12
JOUBERT, JAN SEBASTIAN CILLIERS	1 915 602		1 915 602	0.12
KAMARA, IBRAHIM SORIE	-	85 416 666	85 416 666	5.44
LAMBERT, ADRIANA	164 771		164 771	0.01
SLABBERT, THOMAS JOHAN (RESIGNED)	22 759		22 759	0.00
TALJAARD, RENIER JACOBUS	50 151		50 151	0.00
VAN DEN HEEVER, JANENE	76 515		76 515	0.00
VAN ROOYEN, QUINTON	307 137 454	696 862 606	1 004 000 060	63.97
WELDON, LANA (RESIGNED)	-	25 400	25 400	0.00
GRAND TOTAL	3 166 023 397	782 304 672	1 098 907 069	70.01

* Total issued shares as at 31 August 2021 - 1 616 038 581
 * Treasury shares as at 31 August 2021 - 46 520 138
 * Shares calculated net of treasury shares as at 31 August 2021 - 1 569 518 443

There were no changes in the interest of the directors between the reporting date and the date of publication of this report.

SHAREHOLDERS' **INFORMATION** (CONTINUED)

SHAREHOLDER DIARY

FINANCIAL YEAR-END

RESULTS

AUDITED RESULTS FOR 11 MONTH PERIOD ENDED 31 AUGUST 2021
 INTERIM RESULTS FOR 6 MONTH PERIOD ENDED 28 FEBRUARY 2022

RECORD DATE TO RECEIVE NOTICE OF ANNUAL GENERAL MEETING (AGM)
 POSTING OF NOTICE

LAST DATE TO TRADE TO BE ELIGIBLE TO VOTE

RECORD DATE TO BE ELIGIBLE TO VOTE

LAST DATE FOR LODGING FORMS OF PROXY FOR
 SOUTH AFRICAN SHAREHOLDERS

LAST DATE FOR LODGING FORMS OF PROXY FOR
 ALL OTHER SHAREHOLDERS

AGM 2022

		JANUARY 2022
		MAY 2022
		FRIDAY, 21 JANUARY 2022
		MONDAY, 31 JANUARY 2022
		TUESDAY, 8 MARCH 2022
		FRIDAY, 11 MARCH 2022
12:00PM		TUESDAY, 15 MARCH 2022
12:00PM		TUESDAY, 15 MARCH 2022
12:00PM		THURSDAY, 17 MARCH 2022